

CHT-GANYMEDE

DATASHEET

Dual Series Small Signal Diode

Version: 1.8
14-Dec-23
(Last Modification Date)

General description

The CHT-GANYMEDE is a high temperature dual series 80V / 300mA diode in a hermetically sealed TO18 metal can package. It is designed to achieve high performance in an extremely wide temperature range: typical operation temperature goes from -55°C to 225°C while keeping leakage currents low. This dual diode can be used in a variety of applications, including rectification, clamping and general purpose.

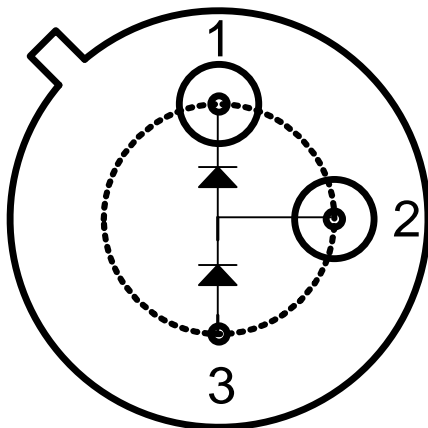
Features

- Specified from **-55 to +225°C** (Tj)
- Reverse voltage: **V_R = 80V** (max)
- Forward current: **I_F = 280 mA** (max @ 225°C (Tj) and V_F = 1.5V)
- Forward voltage:
V_F = 0.7V (typ. @ I_F = 1mA)
- Junction capacitance:
C_j = 8.5pF (typ. @ V_R = 25V)
- Package: Hermetically sealed metal can TO18
- Validated at 225°C for 7000 hours

Applications

- Clamping
- Voltage multiplier / charge-pumps
- Signal rectification
- General purpose diode

Package Configuration



Pin Number	Pin Name
1	K2
2	K1-A2
3	A1

TO18 (bottom view) (case connected to pin 3)

Absolute Maximum Ratings

Reverse voltage V_R	80V
Forward surge current I_{FSM}	300mA
Power dissipation $T_c=25^\circ\text{C}$	450mW
Junction temperature T_j	250°C

Operating Conditions

Reverse voltage V_R	0V to 80V
Continuous forward current I_F	0mA to 250mA
Forward voltage V_F	0V to 1.5V
Power dissipation $T_c=25^\circ\text{C}$	350mW
Junction temperature	-55°C to +225°C

Electrical characteristics

Unless otherwise stated, $T_j = 25^\circ\text{C}$. **Bold** figures point out values valid over the whole temperature range ($T_j = -55^\circ\text{C}$ to $+225^\circ\text{C}$).

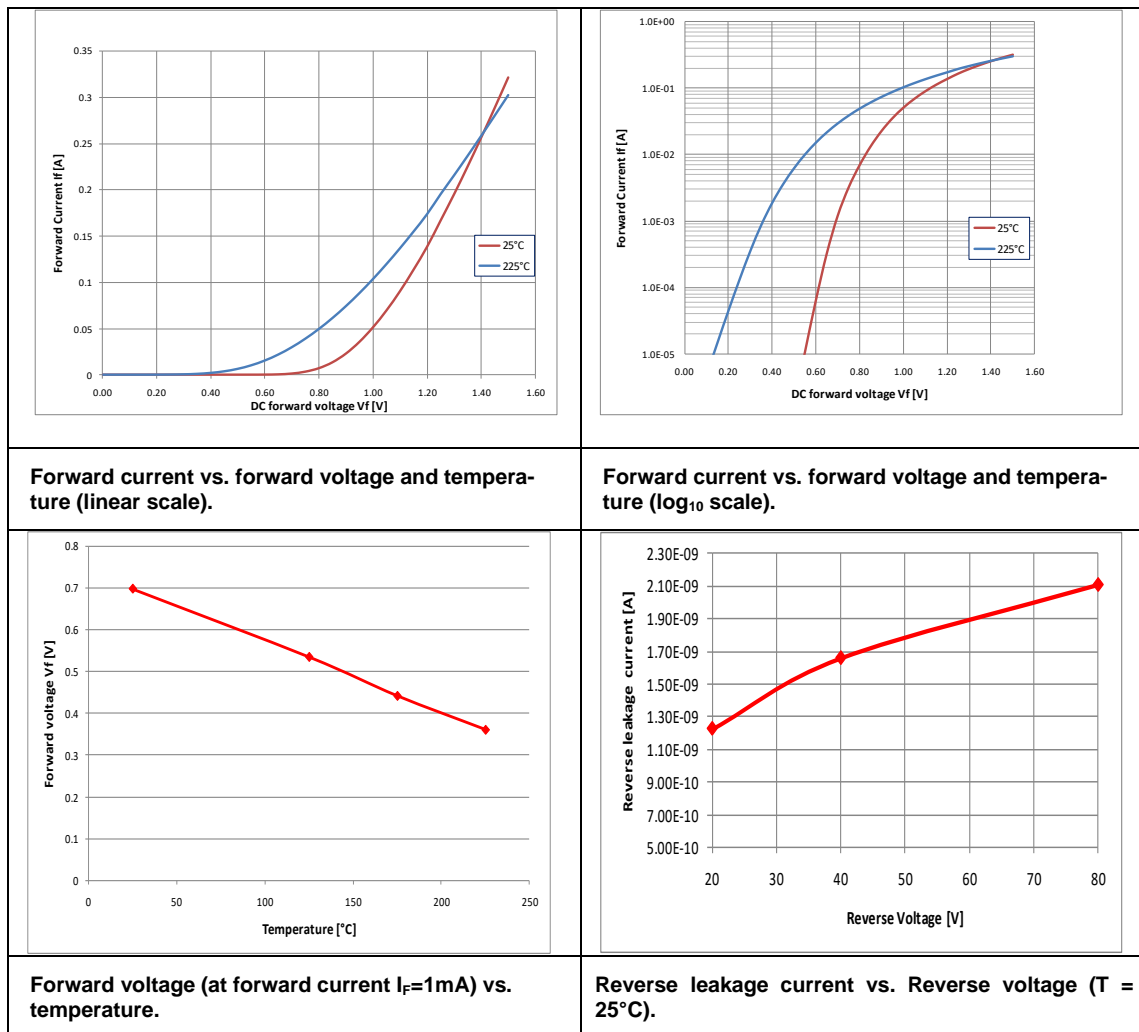
Parameter	Symbol	Condition	Min	Typ	Max	Unit
Forward voltage	V_F	$I_F=1\text{mA}$, $T_j=25^\circ\text{C}$		0.7		V
Forward current	I_F				280	mA
Reverse leakage current	I_R	$V_R=80\text{V}$, $T_j=25^\circ\text{C}$		2.11		nA
		$V_R=80\text{V}$, $T_j=225^\circ\text{C}$		8.9		uA
Breakdown reverse voltage	$V_{(BR)}$		80			V
Junction capacitance	C_j	$V_R=25\text{V}$		8.5		pF
Reverse recovery time ¹	t_{rr}	$V_R = 80\text{V}$		56		ns
Peak reverse recovery current	I_{rrp}	$I_F = 950\text{mA}$ $T_a = 25^\circ\text{C}$		690		mA

Thermal Characteristics

Parameter	Symbol	Condition	Min	Typ	Max	Unit
Junction to case thermal resistance	Θ_{JC}	TO-18 package		60		°C/W

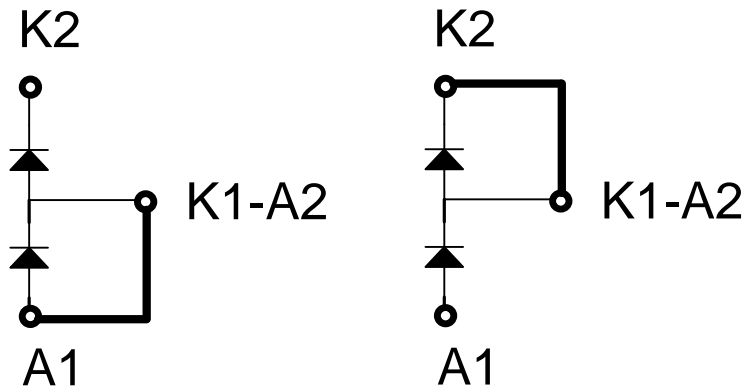
¹ t_{rr} measured between point where current crosses zero and current reaches 10% of peak reverse recovery current

Typical Performance Characteristics (applicable to each diode)

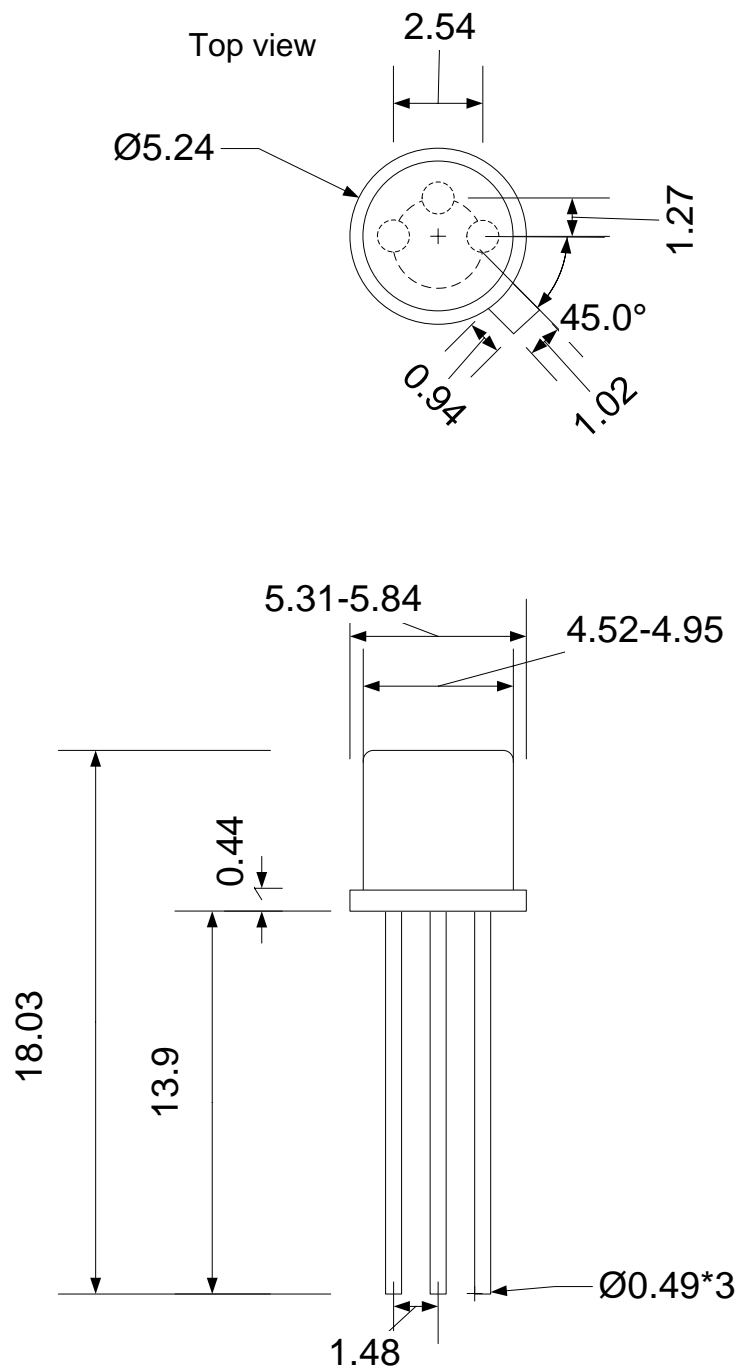


Configuration

In case of only one of the 2 diodes is used, following connections should be implemented:



Package Dimensions



Drawing TO18 (mm +/- 10%)

Ordering Information

Product Name	Ordering Reference	Package	Marking
CHT-GANYMEDE	CHT-PLA5598C-TO18-T	TO-18	CHT-5598C

Contact & Ordering

CISSOID S.A.

Headquarters and contact EMEA:	CISSOID S.A. – Rue Francqui, 11 – 1435 Mont Saint Guibert - Belgium T : +32 10 48 92 10 – F : +32 10 88 98 75 Email : sales@cissoid.com
Sales Representatives:	Visit our website: http://www.cissoid.com

Disclaimer

Neither CISSOID, nor any of its directors, employees or affiliates make any representations or extend any warranties of any kind, either express or implied, including but not limited to warranties of merchantability, fitness for a particular purpose, and the absence of latent or other defects, whether or not discoverable. In no event shall CISSOID, its directors, employees and affiliates be liable for direct, indirect, special, incidental or consequential damages of any kind arising out of the use of its circuits and their documentation, even if they have been advised of the possibility of such a damage. The circuits are provided "as is". CISSOID has no obligation to provide maintenance, support, updates, or modifications.